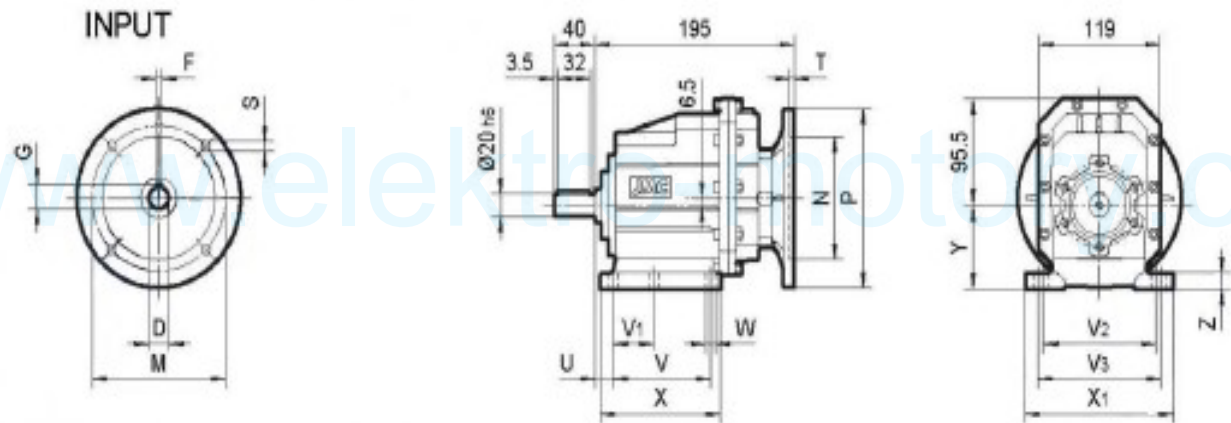


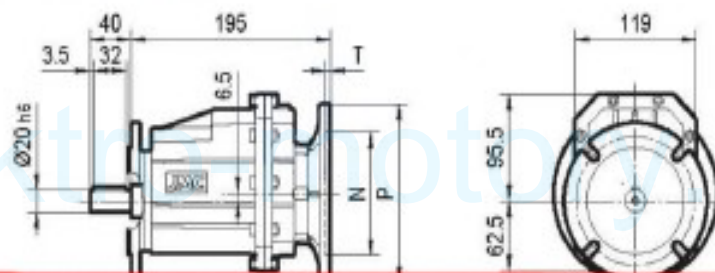
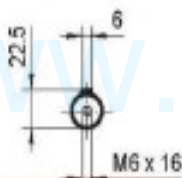
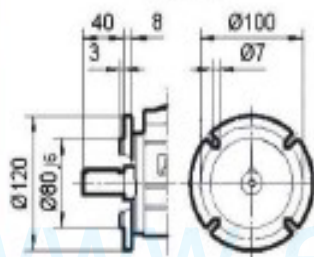
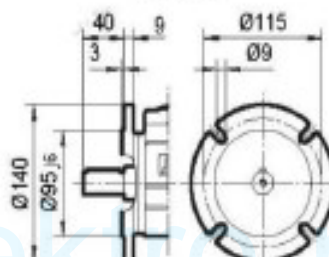
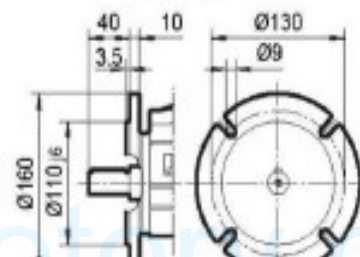
OUTLINE DIMENSION SHEET

TRC01..P(IEC)

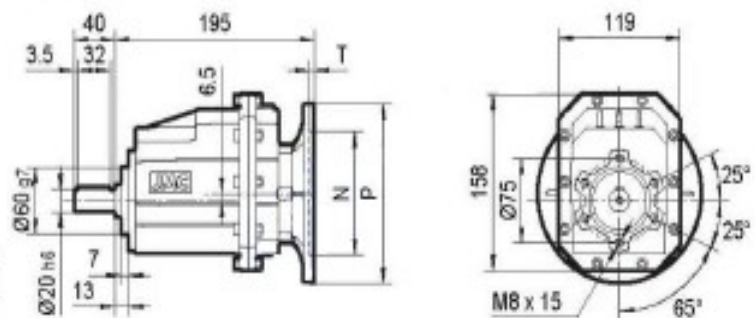


TRCF01..P(IEC)

OUTPUT

I
Ø120II
Ø140III
Ø160

TRCZ01..P(IEC)



IEC	D	F	G	P	M	N	S	T
63B5	11	4	12.8	140	115	95	9	5
71B5	14	5	16.3	160	130	110	9	5
71B14	14	5	16.3	105	85	70	7	5
80B5	19	6	21.8	200	165	130	11	5
80B14	19	6	21.8	120	100	80	7	5
90B5	24	8	27.3	200	165	130	11	5
90B14	24	8	27.3	140	115	95	9	5

Foot Code	U	V	V1	V2	V3	W	X	X1	Y	Z
B01	18	87	50	110	—	9	118	130	85	15
M01	18	80	—	110	120	9	118	145	75	15
M02	25	85	—	110	120	9	112	145	75	15
B02	18	107.5	60	—	130	11	136	155	95	17