

## LAMB ELECTRIC

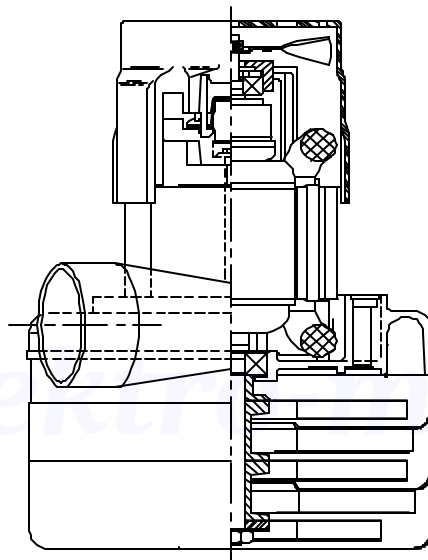
**Model: 117123-00**  
**117123-13\***

### DESCRIPTION

- Three stage
- 240 volt
- 5.7"/145mm diameter
- Double ball bearings
- Single speed
- Tangential bypass discharge
- Aluminum fan end bracket
- Aluminum commutator bracket

### DESIGN APPLICATION

- Equipment operating in environments requiring separation of working air from motor ventilating air.
- Designed to handle clean, dry, filtered air only.



### SPECIAL FEATURES

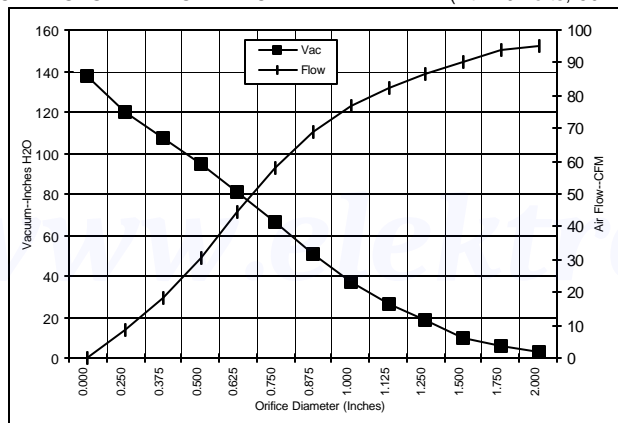
- Suitable for 240 volt AC operation, 50/60 Hz.
- UL recognized, category PRGY2 (E47185)
- 10mm shaft and bearing system
- Provision for grounding.
- Skeleton-frame design
- Aluminum fan end bracket designed to dampen vibration and improve durability.
- The Lamb Electric vacuum motor line offers a wide range of performance levels to meet design needs

**\*Model 117123-13 features patented air seal bearing protection, U.S. Patent #4,088,424 and epoxy painted fan case**

### TYPICAL MOTOR PERFORMANCE.\*

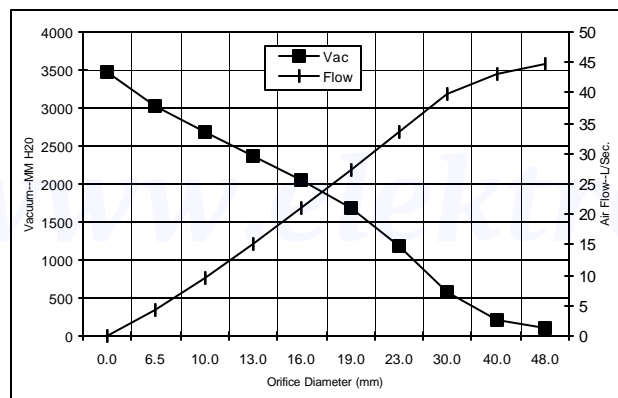
(At 240 volts, 60Hz, test data is corrected to standard conditions of 29.92 Hg, 68° F.)

ASTM DATA



Orifice (Inches)	Amps	Watts (In)	RPM	Vac (In.H <sub>2</sub> O)	Flow (CFM)	Air Watts
2.000	6.8	1533	20420	3.3	95.1	37
1.750	6.8	1530	20350	5.6	94.2	62
1.500	6.9	1534	20350	9.8	90.5	104
1.250	6.9	1544	20230	18.5	86.5	189
1.125	7.0	1559	20180	25.9	82.6	252
1.000	7.0	1566	20080	36.6	77.0	331
0.875	7.0	1566	20080	50.5	69.1	410
0.750	6.8	1516	20440	66.0	57.8	448
0.625	6.4	1430	20960	81.4	44.4	425
0.500	5.9	1315	21850	95.1	30.6	342
0.375	5.3	1186	22860	107.2	18.2	229
0.250	4.7	1067	24210	119.6	8.8	124
0.000	4.2	951	25790	137.1	0.0	0

METRIC DATA



Orifice (mm)	Amps	Watts (In)	RPM	Vac (mm H <sub>2</sub> O)	Flow (L/Sec)	Air Watts
48.0	6.8	1532	20389	110	44.7	48
40.0	6.9	1533	20350	217	43.2	91
30.0	7.0	1552	20203	573	39.8	224
23.0	7.0	1566	20080	1194	33.5	390
19.0	6.8	1514	20450	1684	27.2	448
16.0	6.4	1433	20939	2052	21.2	426
13.0	6.0	1327	21761	2381	15.1	350
10.0	5.4	1205	22709	2677	9.5	246
6.5	4.7	1073	24143	3022	4.4	129
0.0	4.2	951	25790	3482	0.0	0

Note: Metric performance data is calculated from the ASTM data above.

\* Data represents performance of a typical motor sampled from a large production quantity. Individual motor data may vary due to normal manufacturing variation.

Test Specs:	240 volts	Minimum Sealed Vacuum:	132.0"	ORIFICE:	7/8"	Minimum Vacuum:	44.0"	Maximum Watts:	1760
-------------	-----------	------------------------	--------	----------	------	-----------------	-------	----------------	------

## NOTES

- 
- Technical drawing of a 10-32 Type 23 thread cutting screw, showing front, side, and detail views with dimensions in millimeters and inches.
- Front View Dimensions:**
- Overall diameter:  $355.6 \pm 25.4$  mm ( $14.00 \pm 1.00$  inch) (2X)
  - Inner diameter:  $83.50$  MAX.  $2.50$  MAX. (2X)
  - Outer diameter:  $113.49 \pm 2.54$  mm ( $4.47 \pm 0.10$  inch) (2X)
  - Inner diameter:  $53.11 \pm 1.00$  mm ( $2.10 \pm 0.04$  inch) (2X)
  - Inner diameter:  $66.24$  mm ( $2.608$  inch) (2X)
  - Inner diameter:  $66.10 \pm 1.27$  mm ( $2.603 \pm 0.050$  inch)
  - Inner diameter:  $82.55$  mm ( $3.250$  inch)
  - Inner diameter:  $49.23$  mm ( $1.938$  inch) (2X)
  - Inner diameter:  $67.24$  mm ( $2.647$  inch) (3X) HOLES THRU  $\phi 2.76$  MIN. AT FLASH LINE SPACED AS SHOWN  $\phi 0.51 / .020$  (X)
- Side View Dimensions:**
- Overall length:  $21 \pm 1$  inch
  - Inner diameter:  $19.05$  mm ( $0.75$  inch)
  - Inner diameter:  $48.01$  mm ( $1.89$  inch)
  - Inner diameter:  $78.12$  mm ( $3.115$  inch) (3X)
  - Inner diameter:  $112.67 \pm 1.78$  mm ( $4.444 \pm 0.070$  inch)
  - Inner diameter:  $74.19 \pm 0.76$  mm ( $2.921 \pm 0.035$  inch)
  - Inner diameter:  $91.46 \pm 1.02$  mm ( $3.601 \pm 0.050$  inch)
  - Inner diameter:  $4.83$  mm ( $0.19$  inch)
- Detail View Dimensions:**
- Overall diameter:  $146.84 \pm 0.38$  mm ( $5.781 \pm 0.015$  inch)
  - Inner diameter:  $75.46 \pm 1.01$  mm ( $2.971 \pm 0.040$  inch) (3X)
  - Inner diameter:  $114.453$  mm ( $4.506$  inch)
  - Inner diameter:  $38.10$  mm ( $1.50$  inch)
  - Inner diameter:  $74.19 \pm 0.76$  mm ( $2.921 \pm 0.035$  inch)
  - Inner diameter:  $91.46 \pm 1.02$  mm ( $3.601 \pm 0.050$  inch)
  - Inner diameter:  $4.83$  mm ( $0.19$  inch)
- Other Information:**
- MANUFACTURER'S NAME, VOLTAGE AND 50/60 HZ. (OPTIONAL LOCATION)
  - BOLT CIRCLE (REF)
  - MODEL NO.
  - DATE OF MANUFACTURE AND INSPECTION CODE WITH "F" SUFFIX (UL & CSA RECOGNITION CODE)
  - 10-32 (TYPE 23) THREAD CUTTING SCREW RECOMMENDED (SEE NOTE 2) (2 PLACES)
  - MILLIMETER INCH
  - MOUNTING MUST NOT RESTRICT THIS DIAMETER

*Pictorial and dimensional data are subject to change without notice. Contact factory for current revision levels.*

**WARNING** - When using AMETEK Lamb Electric bypass motors in machines that come in contact with foam, liquid (including water), or other foreign substances, the machine must be designed and constructed to prevent those substances from reaching the fan system, motor housing, and electrical components. Lamb Electric vacuum motors other than hazardous duty models should not be applied in machines that come in contact with dry chemicals or other volatile materials. Failure to observe these precautions could cause flashing (depending on volatility) or electrical shock which could result in property damage and severe bodily injury, including death in extreme cases. All applications incorporating Lamb Electric motors should be submitted to appropriate organizations or agencies for testing specifically related to the safety of your equipment.

**AMETEK/Singapore Private Limited**  
**10 Ang Mo Kio Street 65**  
**# 05-12 Techpoint**  
**Singapore 2056**  
**Tel: + 65-484-2388**  
**Fax: + 65-481-6588**