

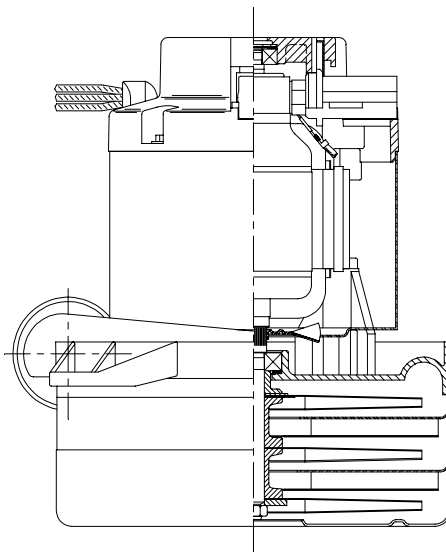


DESCRIPTION

- Three stage
- 230 volts
- 7.2"/183 mm diameter
- Double ball bearings
- Single speed
- Tangential bypass discharge
- Aluminum fan end bracket
- Aluminum commutator bracket

DESIGN APPLICATION

- Equipment operating in environments requiring separation of working air from motor ventilating air.
- Designed to handle clean, dry, filtered air only.

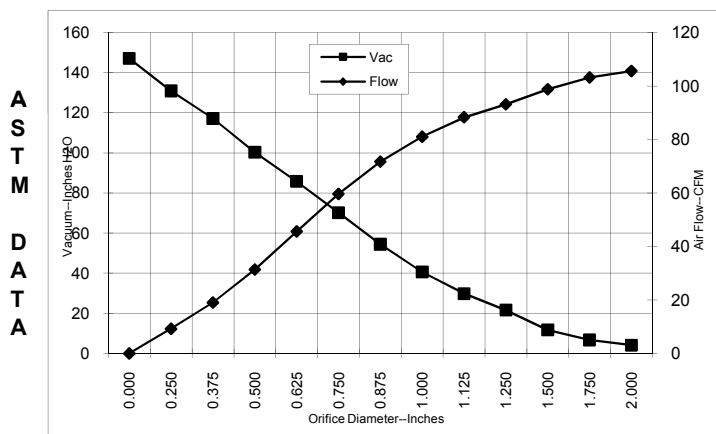


SPECIAL FEATURES

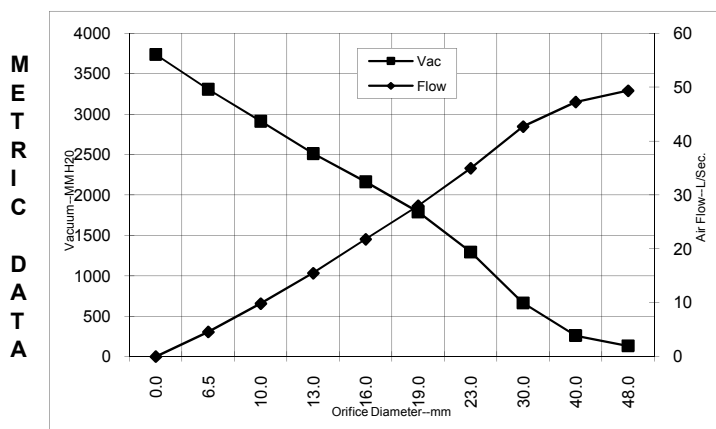
- Suitable for 230 volt AC operation, 50/60 Hz
- UL recognized, category PRGY2 (E47185)
- 10 mm shaft and bearing system
- Epoxy painted fan case
- Non-loading fans
- Provision for grounding
- Aluminum fan end bracket designed to dampen vibration and improve durability
- The Lamb Electric vacuum motor line offers a wide range of performance levels to meet design needs

TYPICAL MOTOR PERFORMANCE.*

(At 240 volts, 60Hz, test data is corrected to standard conditions of 29.92 Hg, 68° F.)



Orifice (Inches)	Amps	Watts (In)	RPM	Vac (In.H2O)	Flow (CFM)	Air Watts
2.000	7.8	1656	15420	4.1	105.6	51
1.750	7.8	1653	15420	6.7	103.2	81
1.500	7.8	1660	15395	11.7	98.8	136
1.250	7.8	1665	15380	21.6	93.1	237
1.125	7.8	1662	15365	29.8	88.3	309
1.000	7.8	1658	15400	40.6	81.0	387
0.875	7.7	1650	15450	54.4	71.7	458
0.750	7.5	1610	15670	70.2	59.6	492
0.625	7.2	1537	16125	85.8	45.6	459
0.500	6.6	1427	16810	100.3	31.4	370
0.375	6.0	1296	17720	117.1	19.0	261
0.250	5.4	1172	18805	130.9	9.2	141
0.000	4.9	1071	19890	147.1	0.0	0



Orifice (mm)	Amps	Watts (In)	RPM	Vac (mm H2O)	Flow (L/Sec)	Air Watts
48.0	7.8	1655	15420	133	49.3	64
40.0	7.8	1658	15403	259	47.3	120
30.0	7.8	1663	15372	663	42.7	277
23.0	7.7	1652	15438	1294	34.9	440
19.0	7.5	1609	15679	1791	28.0	491
16.0	7.2	1540	16107	2163	21.8	460
13.0	6.7	1438	16742	2511	15.5	379
10.0	6.0	1316	17584	2910	9.8	277
6.5	5.4	1178	18751	3307	4.6	147
0.0	4.9	1071	19890	3736	0.0	0

Note: Metric performance data is calculated from the ASTM data above.

* Data represents performance of a typical motor sampled from a large production quantity. Individual motor data may vary due to normal manufacturing variations.

Test Specs:	230 volts	Minimum Sealed Vacuum:	TBD	ORIFICE:	7/8 "	Minimum Vacuum:	TBD"	Maximum Watts:	TBD
-------------	-----------	------------------------	-----	----------	-------	-----------------	------	----------------	-----